


Arrival and Quarantine Guidelines

for Foreign Nationals Traveling to the Philippines

(These guidelines are subject to change depending on government advice)



Eligibility

Fully vaccinated international traveler from visa and non-visa required countries.

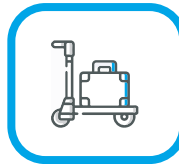
(No longer required to undergo facility-based quarantine)



Required Documents

- 01 Valid passport for at least 6 months.
- 02 Visa (for visa-required countries).
- 03 Letter of invitation or any proof of participation to the event.
- 04 **Certificate of Vaccination**
 - ▶ Received the 2nd dose in a 2-dose series or a single dose vaccine.
 - ▶ Vaccine is included in the Emergency Use Authorization (EUA) Lost or Compassionate Special Permit (CSP) issued by the FDA, or
 - ▶ Emergency Use Listing of the World Health Organization.
 - ▶ **The proof of vaccination must be either from:**
 - * World Health Organization International Certificate of Vaccination and Prophylaxis; or
 - * VaxCertPH; or
 - * National/state digital certificate of the country government which has accepted VaxCertPH under a reciprocal arrangement; or
 - * Other proofs of vaccination permitted by the IATF.
- 05 Foreign nationals that are not vaccinated must show Negative COVID-19 Test Result: **RT-PCR Test** - should be taken within 48 hours prior departure; or **Laboratory-based Antigen Test** - should be taken within 24 hours prior departure.
- 06 Valid tickets for return journey.
- 07 One Health Pass.
- 08 Travel insurance with COVID-19 coverage is not required but highly encouraged.

Steps



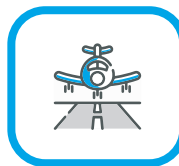
Before Your Flight

- 01 Obtain a **negative RT-PCR test result** (taken within 48 hours) or a **negative Laboratory-based Antigen test result** (taken within 24 hours) if you are not vaccinated.
- 02 Register to Bureau of Quarantine (BOQ) One Health Pass (www.onehealthpass.com.ph/e-HDC) at least 24 hours before your departure, and declare your personal information, health status, and travel history in the Bureau of Quarantine e-Health Declaration Card (e-HDC).
- 03 Make sure to save a copy of your unique transaction number and One Health Pass QR code.
- 04 Prepare other documents like confirmed booking at a hotel accredited by the tourism and health agencies.



During Your Flight

- 05 Complete the Bureau of Customs Form and Arrival Card.



Upon Your Arrival

- 06 Proceed at the Department of Transportation One-Stop-Show (OSS) to undergo a temperature check, and present your BOQ One Health Pass QR Code, and proof of vaccination.
- 07 Proceed to immigration to submit arrival card for clearance.
- 08 Submit the Bureau of Customs Form with Customs Check and claim your baggage.
- 09 Once cleared, you may proceed to your hotel to undergo self-monitoring for any symptom.

Updated as of July 01, 2022



If you develop any COVID - 19 symptoms during your stay, please immediately inform the hotel you are staying in or contact the Bureau of Quarantine (BOQ) for further instructions and health protocols.

You may contact BOQ at these landline numbers or visit their website at <https://quarantine.doh.gov.ph>

(02) 5318 - 7500; +63 961-899-0779; +63 951-210-8105; +63-926-629-0723